



Asbestos Inspection Report
for
Newington Town Hall
131 Cedar Street
Newington, CT 06108

Crawl Spaces
and
Pipe Chase Tunnels

Prepared
for
Town of Newington
131 Cedar Street
Newington, CT 06108

February 10 to 13, 2015

EnviroMed Project # IH-15-026

470 Murdock Ave., Meriden, CT 06450
Telephone (203) 238-4846 • Facsimile (203) 238-4243

TABLE OF CONTENTS

Section	Page
I. PROJECT NARRATIVE	1
Overview	1
Summary of Results	1
Additional Notes.....	1
II. BULK SAMPLE LOCATION DIAGRAMS	2
III. SAMPLE LOG AND RESULTS TABLE	7
IV. LABORATORY ANALYSIS SHEETS	10
V. INSPECTOR LICENSES	17
VI. PHOTO LOG.....	20

I. PROJECT NARRATIVE

Overview

From February 10 to 13, 2015, EnviroMed Services state-licensed asbestos inspectors Dominick Fiore (Asbestos Inspector License #000299) and Souleymane Doumbia (Asbestos Inspector License #000804) performed an inspection at the Newington Town Hall located at 131 Cedar Street, Newington, Connecticut.

The purpose of this inspection was to confirm or negate the presence of asbestos containing materials prior to renovations. Samples were collected according to 40 CFR Part 763.86 and 29 CFR Part 1926.1101, and analyzed using Polarized Light Microscopy (PLM).

A total of 51 bulk samples were collected and analyzed. The materials sampled include: black wall tar, red pipe penetration caulk, yellow pipe penetration caulk, gray pipe penetration cement patch, black ceiling paper, air cell pipe insulation, pipe joint insulation, pipe wrap paper, debris, pipe dope, fire stop caulk.

Section II presents the Bulk Sample Location Diagram.

Summary of Results

EnviroMed Services Laboratory NVLAP 200858-0 accredited laboratory analyzed the bulk samples.

Section III presents the list of analytical results for samples collected.

Asbestos Containing Material

The following locations and approximate quantities of building materials were found to contain greater than 1 percent asbestos.

Pipe Insulation & Pipe Joint Insulation:

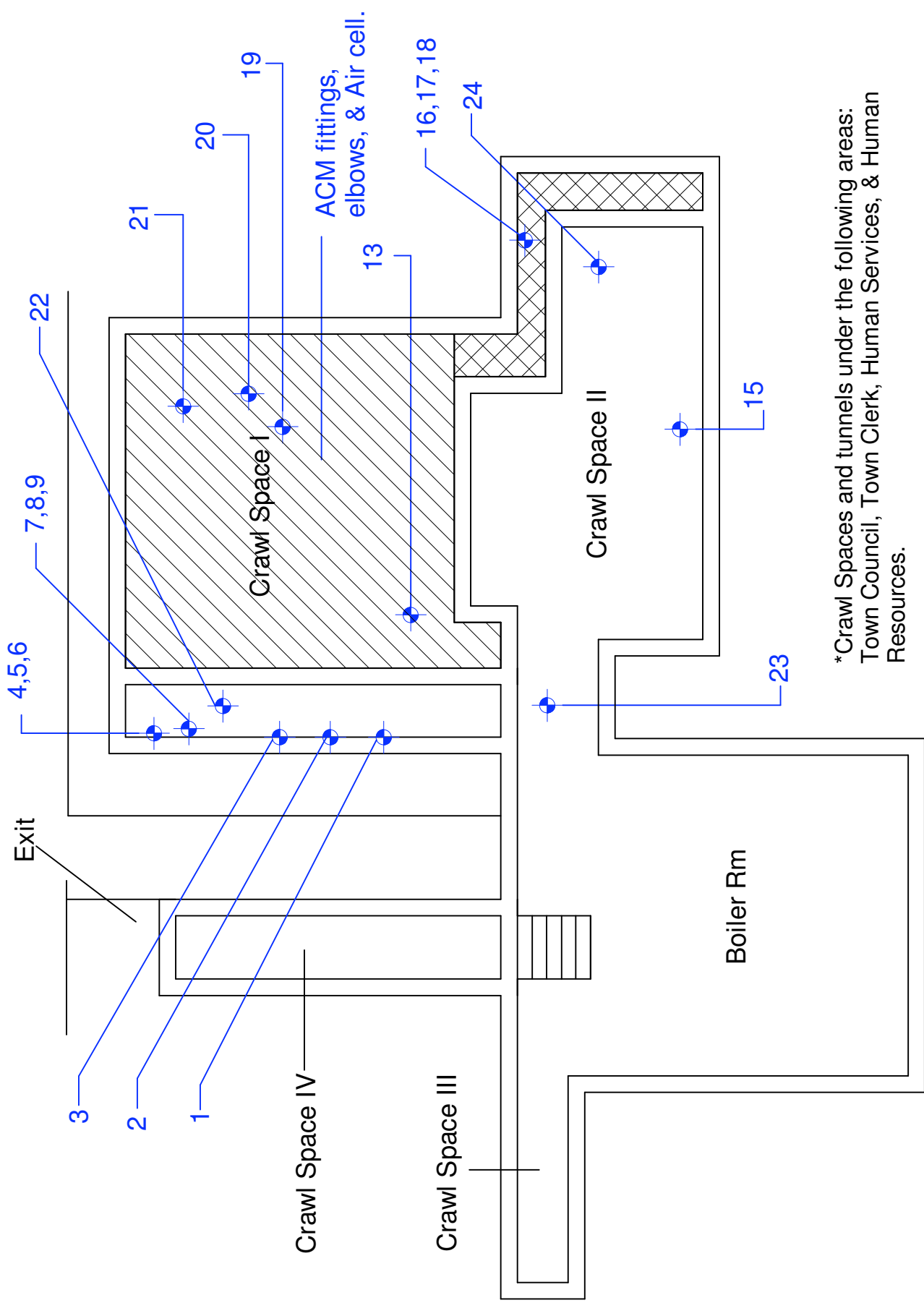
- Pipe Chase along Crawl Space II & Lower Tunnel area– Approximately 1000 Linear Feet

Section IV presents the laboratory analysis sheets for the samples collected

Additional Notes

1. The possibility exists that suspect asbestos-containing materials may be located behind fixed walls, under fixed flooring, above fixed ceilings or other residual material. During renovation or demolition activities, upon the penetration or demolition of a fixed wall or ceiling, should suspect material become accessible, additional inspection and sampling would be required by a licensed asbestos inspector.

II. BULK SAMPLE LOCATION DIAGRAMS

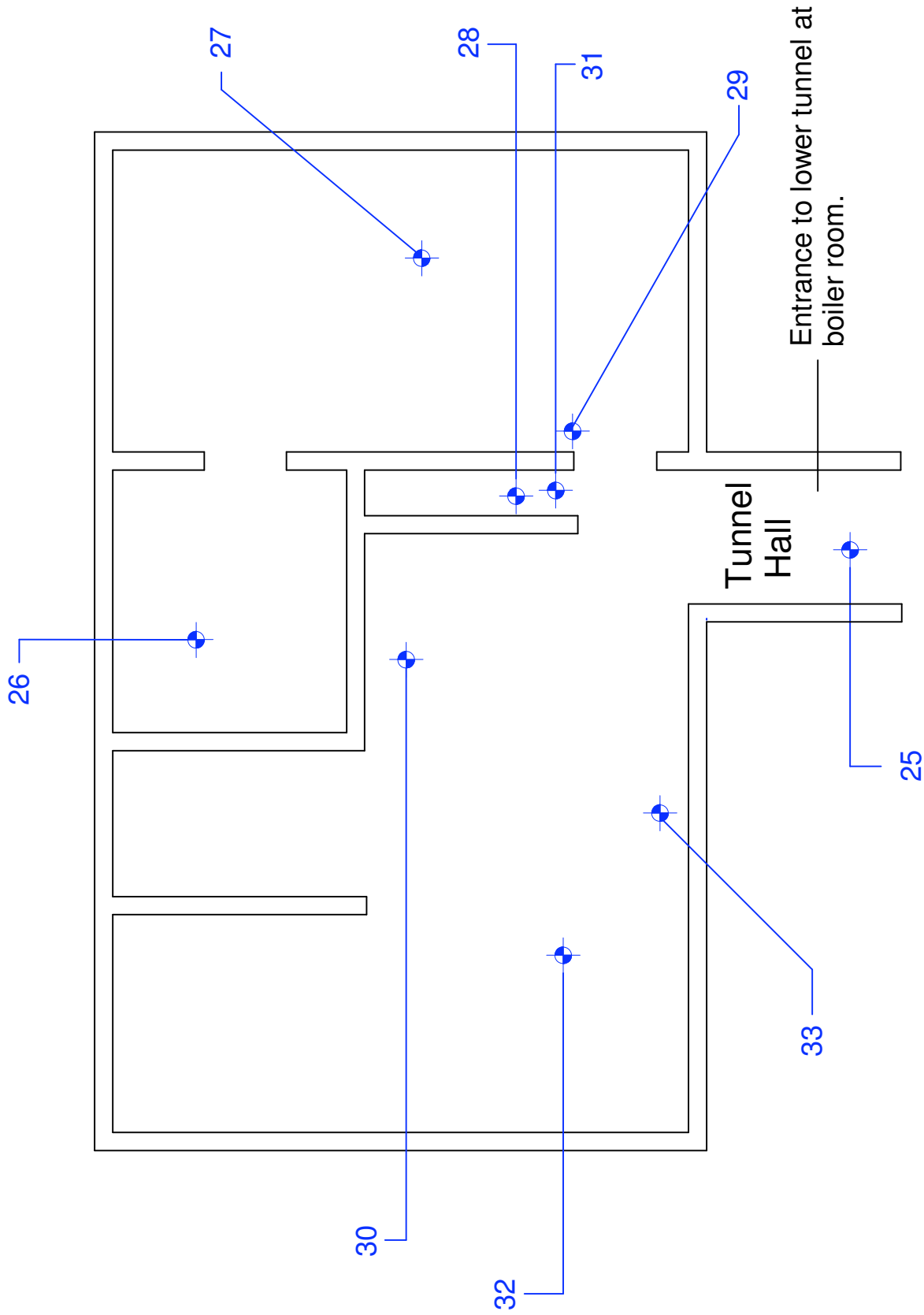


*Crawl Spaces and tunnels under the following areas:
 Town Council, Town Clerk, Human Services, & Human Resources.

Newington Town Hall - Crawl Spaces & Tunnels
 Asbestos Sample Location Diagram
 February 2015

● = Asbestos Sample Location

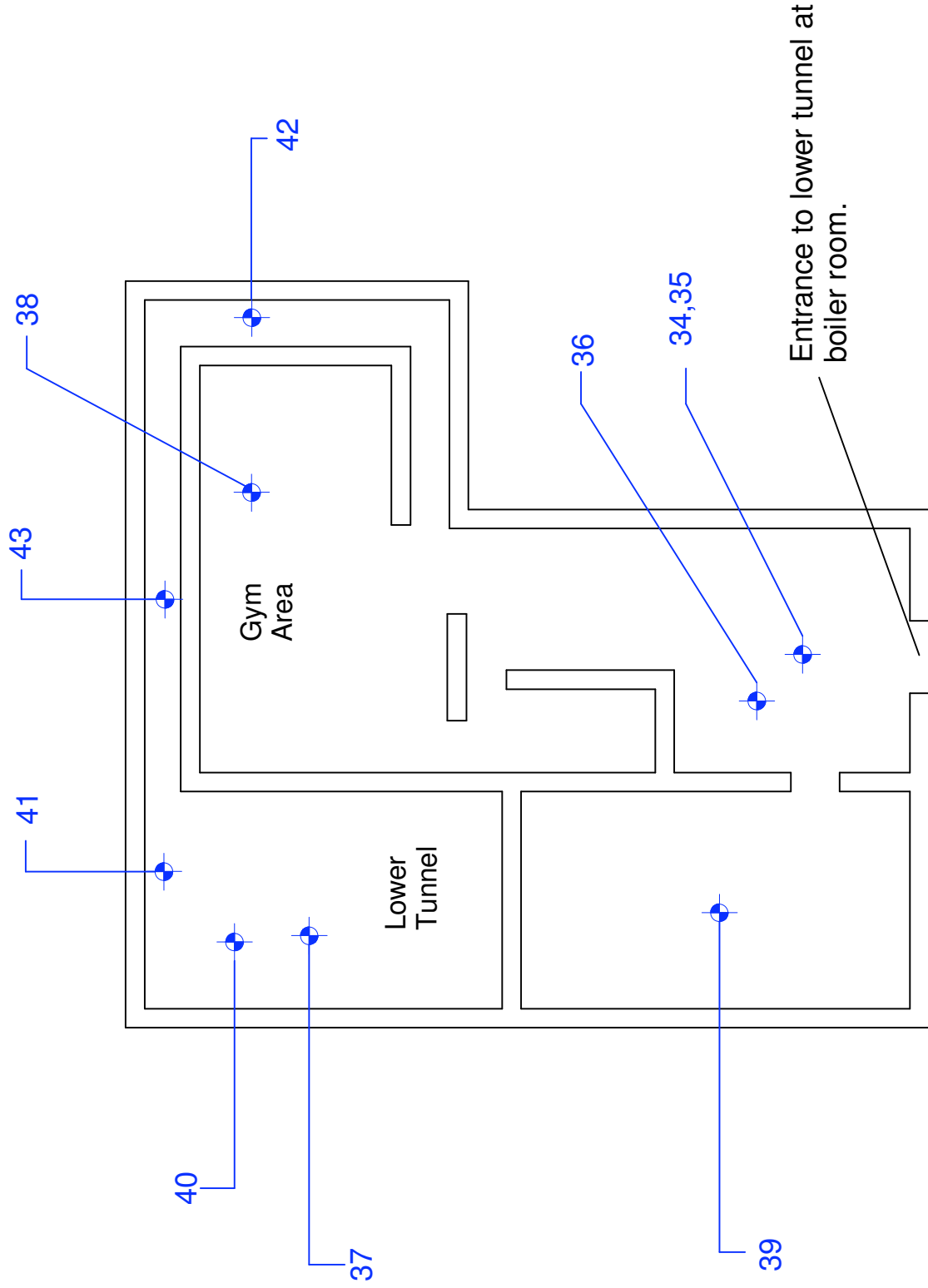
= Room Number



Newington Town Hall - Lower Tunnel Entrance
 (at Boiler Room)
 Asbestos Sample Location Diagram
 February 2015

● = Asbestos Sample Location

= Room Number



Newington Town Hall - Upper Boiler Rm Tunnel
 Asbestos Sample Location Diagram
 February 2015

● = Asbestos Sample Location
 # = Room Number

III. SAMPLE LOG AND RESULTS TABLE

Sample Number	Location	Material Sampled	Percent Asbestos
1	Crawl Space 1 wall	black tar	NAD
2	Crawl Space 1 wall	black tar	NAD
3	Crawl Space 1 wall	black tar	NAD
4	Crawl Space 1 pipe penetration	red caulk	NAD
5	Crawl Space 1 pipe penetration	red caulk	NAD
6	Crawl Space 1 pipe penetration	red caulk	NAD
7	Crawl Space 1 pipe penetration	yellow caulk	NAD
8	Crawl Space 1 pipe penetration	yellow caulk	NAD
9	Crawl Space 1 pipe penetration	yellow caulk	NAD
10	Crawl Space 1 pipe penetration	gray cement patch	NAD
11	Crawl Space 1 pipe penetration	gray cement patch	NAD
12	Crawl Space 1 pipe penetration	gray cement patch	NAD
13	Crawl Space 1 ceiling	black paper	NAD
14	Crawl Space 1 ceiling	black paper	NAD
15	Crawl Space 2 ceiling	black paper	NAD
16	Crawl Space 1	air cell pipe insulation	20
17	Crawl Space 1	air cell pipe insulation	25
18	Crawl Space 1	air cell pipe insulation	30
19	Crawl Space 1	pipe joint insulation	30
20	Crawl Space 1	pipe joint insulation	40
21	Crawl Space 1	pipe joint insulation	40
22	Crawl Space 1	Foil pipe wrap cover paper	NAD

NAD = No Asbestos Detected

Sample Number	Location	Material Sampled	Percent Asbestos
23	Crawl Space 1	Foil pipe wrap cover paper	NAD
24	Crawl Space 1	Foil pipe wrap cover paper	NAD
25	Tunnel 2 lower level entry by boiler room ground	debris	NAD
26	Tunnel 2 lower level entry by boiler room ground	debris	NAD
27	Tunnel 2 lower level entry by boiler room ground	debris	NAD
28	Tunnel 2 lower level entry by boiler room ground	air cell pipe insulation debris	30
29	Tunnel 2 lower level entry by boiler room ground	pipe joint insulation debris	30
30	Tunnel 2 lower level entry by boiler room ground	pipe insulation debris	20
31	Tunnel 2 lower level entry by boiler room ground	tar	NAD
32	Tunnel 2 lower level entry by boiler room ground	fiber glass pipe insulation and debris	NAD
33	Tunnel 2 lower level by boiler room ground	debris	NAD
34	Upper Boiler Room Tunnel around Gym	pipe joint dope sealer	<1
35	Upper Boiler Room Tunnel around Gym	pipe joint dope sealer	<1
36	Upper Boiler Room Tunnel around Gym ground	debris	NAD
37	Upper Boiler Room Tunnel around Gym ground	debris	NAD
38	Upper Boiler Room Tunnel around Gym ground	debris	NAD
39	Upper Boiler Room Tunnel around Gym ground	debris	NAD
40	Upper Boiler Room Tunnel around Gym ground	debris	NAD
41	Upper Boiler Room Tunnel around Gym	fire stop caulk	NAD
42	Upper Boiler Room Tunnel around Gym	fire stop caulk	NAD
43	Upper Boiler Room Tunnel around Gym	fire stop caulk	NAD
44	Gym Area	debris	NAD
45	Gym Area ceiling	tar paper	NAD

NAD = No Asbestos Detected

Sample Number	Location	Material Sampled	Percent Asbestos
46	Gym Area	red fire stop caulk	NAD
47	Gym Area	red fire stop caulk	NAD
48	Gym Area ceiling	tar paper	NAD
49	Gym Area ceiling	tar paper	NAD
50	Crawl Space by Auditorium	pipe joint dope sealer	NAD
51	Crawl Space by Auditorium	pipe joint dope sealer	NAD

NAD = No Asbestos Detected